

Invited Talk at the Centre for Advanced Internet Architectures

NorNet

An Open, Large-Scale Testbed
for Multi-Homed Systems

Thomas Dreibholz, dreibh@simula.no

Simula Research Laboratory A/S

30 January 2014



Contents

- Motivation
- The NorNet Testbed
 - NorNet Core
 - NorNet Edge
- Research and Users
- Conclusion

Overview: Motivation

- Motivation
- The NorNet Testbed
 - NorNet Core
 - NorNet Edge
- Research and Users
- Conclusion

Motivation: Robust Networks

- More and more applications rely on ubiquitous Internet access!
- However, our current networks are not as robust as they should be ...




How to make networks more robust?

Resilience by Redundancy

Multi-Homing

- Connections to multiple Internet Service Providers (ISP)
- Idea: if one ISP has problems, another connection still works



Is resilience really improved? What about multi-path transport?

Idea: A Testbed for Multi-Homed Systems

Research in realistic setups is necessary!

- A multi-homed Internet testbed would be useful
 - Something like PlanetLab?
 - Perhaps with better node availability?
 - Support for mobile access (e.g. 3G) as well as wired?
- **NorNet** – A research testbed for multi-homed systems!
 - Lead by the Simula Research Laboratory in Fornebu, Norway
 - Supported by Forskningsrådet

N  **RNET**

<http://www.nntb.no>

Overview: The NorNet Project

- Motivation
- The NorNet Testbed
 - NorNet Core
 - NorNet Edge
- Research and Users
- Conclusion

Goals of the NorNet Project

- Building up a **realistic** multi-homing testbed
- Wired and wireless
 - Wired → “NorNet Core”
 - Wireless → “NorNet Edge”
- **Perform research with the testbed!**



How to get a realistic testbed?

Idea: Distribution of NorNet over whole Norway

- **Challenging topology:**
 - Large distances
 - A few “big” cities, many large rural areas
 - Svalbard:
 - Interesting location
 - Many polar research institutions
- **NorNet Core:**
 - Currently 10+3 sites
- **NorNet Edge:**
 - Currently ca. 400 nodes

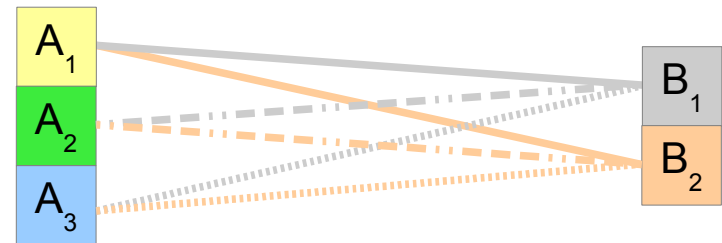


Overview: NorNet Core

- Motivation
- The NorNet Testbed
 - NorNet Core
 - NorNet Edge
- Research and Users
- Conclusion

Idea: Tunnelling

- Researchers require control over used ISP interfaces
 - Which outgoing (local site) interface
 - Which incoming (remote site) interface
- Idea: Tunnels among sites
 - Router at site A: IPs A_1, A_2, A_3
 - Router at site B: IPs B_1, B_2
 - IP tunnel for each combination:
 $A_1 \leftrightarrow B_1, A_1 \leftrightarrow B_2, A_2 \leftrightarrow B_1, A_2 \leftrightarrow B_2, A_3 \leftrightarrow B_1, A_3 \leftrightarrow B_2$
 - Fully-connected tunnel mesh among NorNet Core sites (< 20)
 - Each site's router (called **tunnelbox**) maintains the tunnels
 - Static tunnels
 - NorNet-internal addressing and routing over tunnels




Address Assignment

- NorNet-internal address spaces:
 - Private NorNet-internal IPv4 “/8” address space (NAT to outside)
 - Public NorNet-internal IPv6 “/48” address space
- Systematic address assignment:
 - IPv4: 10.<Provider ID>.<Site ID>.<Node ID>/24 per site
 - IPv6: 2001:700:4100:<PP><SS>::/64 (*PP*=Provider ID; *SS*=Site ID)

Make it as easy as possible to keep the overview!

A NorNet Core Site Deployment

A usual NorNet Core site:

- 1x switch
- 4x server
 - 1x tunnelbox
 - 3x research systems
- At least two ISP connections
 - Uninett 
 - Other providers
- IPv4 and IPv6 (if available)



Longyearbyen 78.2°N,15.6°E



NorNet Core på Svalbard

Site Deployment Status (January 2014)

Site	Location	Primary ISP	Second ISP
Simula Research Laboratory	Fornebu, Akershus	UNINETT	Kvintel (Hafslund)
Universitetet i Oslo	Blindern, Oslo	UNINETT	PowerTech
Høgskolen i Gjøvik	Gjøvik, Oppland	UNINETT	PowerTech
Universitetet i Tromsø	Tromsø, Troms	UNINETT ¹	PowerTech
Universitetet i Stavanger	Stavanger, Rogaland	UNINETT ¹	BKK
Universitetet i Bergen	Bergen, Hordaland	UNINETT	BKK
Universitetet i Agder	Kristiansand, Vest-Agder	UNINETT	PowerTech
Universitetet på Svalbard	Longyearbyen, Svalbard	UNINETT ¹	Telenor ⁴
NTNU Trondheim	Trondheim, Sør-Trøndelag	UNINETT	PowerTech
Høgskolen i Narvik	Narvik, Norland	UNINETT	PowerTech
University of Duisburg-Essen	Essen/Germany	DFN	Versatel ^{2,3}
Hainan University	Haikou, Hainan/China	CERNET ¹	China Unicom ¹
Karlstads Universitet	Karlstad, Värmland/Sweden	SUNET	— ⁴

1) IPv6 available from ISP, but not deployed to NorNet Core site

2) IPv6 not available from ISP ☹

3) Consumer-grade ADSL connection

4) Negotiations in progress

What about a site at
CAIA/Swinburne University?

Idea: *PlanetLab*-based Software for Experiments

- Key idea:
 - Researchers should get virtual machines for their experiments
 - Like ***PlanetLab*** ...
 - ... but with multi-homing and IPv6, of course
- *PlanetLab* software:
 - Different “stable” distributions: *PlanetLab*, *OneLab*, etc.
 - Current implementation: based on *Linux VServers*
 - Not in mainline kernel
 - Patched kernel, makes upgrades difficult
 - The future: **Linux Containers** (LXC)
 - Active development by *PlanetLab/OneLab*
 - We are involved in testing the LXC software

The LXC-based *PlanetLab/OneLab* Software

- Researchers get container (sliver) inside a Linux environment
- Same kernel, but slivers are separated from each other
- LXC uses *Open vSwitch*:
 - Slivers are connected to a virtual switch
 - Switch is bridged into real network
 - **Own IPv4/IPv6 addresses** for each sliver!
- Fedora Core 18 Linux environment inside the slivers

A full-featured, multi-homed Linux system!

Remote Systems


Our servers may be really remote!

The “road” to Longyearbyen på Svalbard, 78.2°N

Virtualisation

“Anything that can go wrong, will go wrong.”
[Murphy's law]

- Experimentation software is experimental
- How to avoid software issues making a remote machine unusable?
- Idea: virtualisation
 - Lightweight, stable software setup:
Ubuntu Server 12.04 LTS
 - VirtualBox 4.3
 - Other software runs in VirtualBox VMs:
 - Tunnelbox VM on physical server #1
 - 2 LXC-based research node VMs on physical servers #2 to #4
 - In case of problem: manual/automatic restart or reinstall of VM



Experiments with Special Requirements

Special requirements for your experiment? Ask!

- **NorNet Core can satisfy special setup requirements for experiments!**
- Example: VMs with **custom operating system**
 - For example: custom Linux, **FreeBSD**, AROS, ...
 - Currently still requires manual setup, automation as future work
- Other example: VoIP **SIP honeypot**
 - Security project at University of Duisburg-Essen (UDE)
 - Tunnelboxes tunnel SIP traffic to a central honeypot server at UDE site
 - Analysis of SIP attacks tried on the tunnelbox addresses at different sites



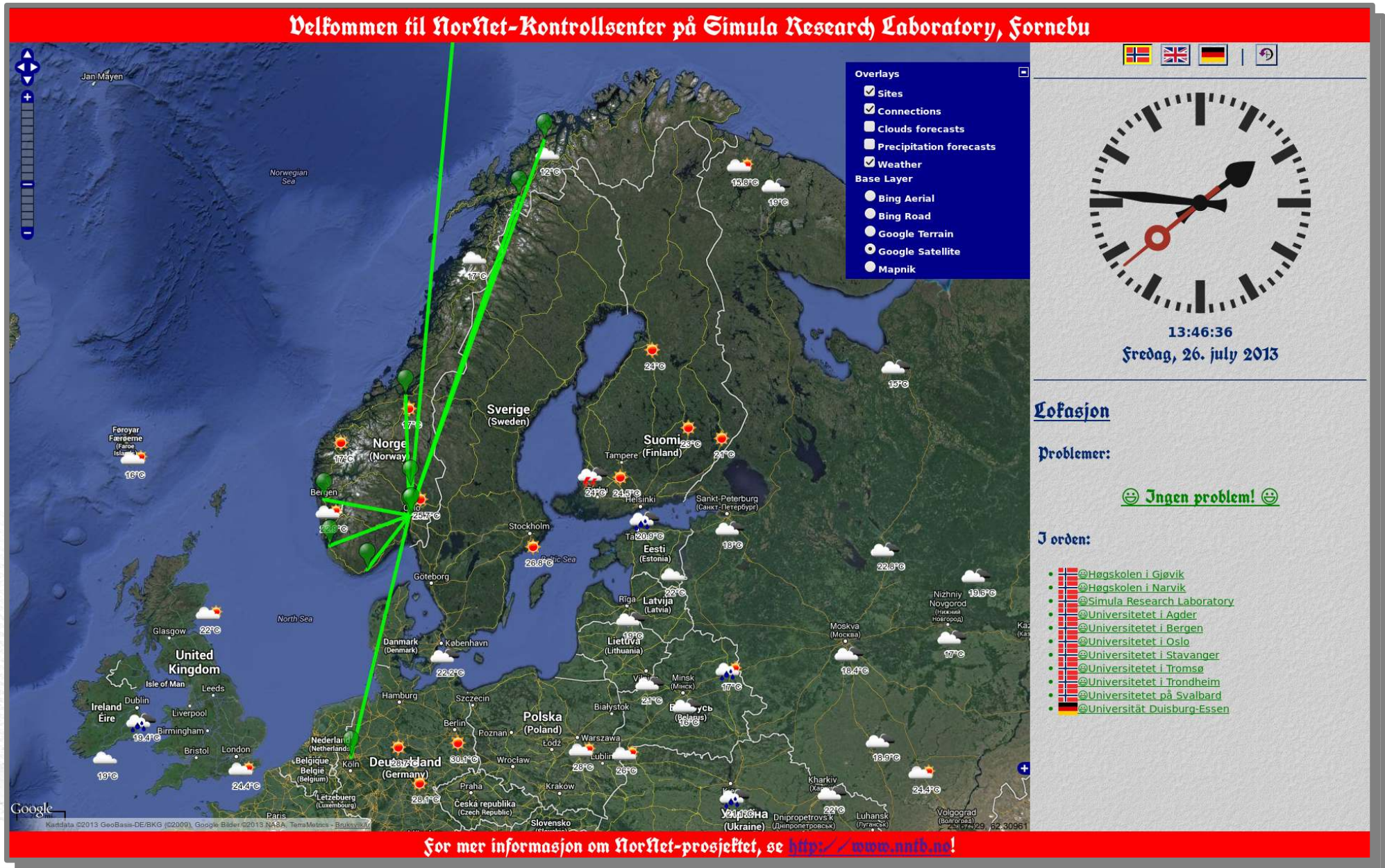
Monitoring

- PlanetLab:
 - 575 nodes of 1042 nodes alive (September 9, 2013)
⇒ availability ca. 55% ☹
 - NorNet should do much better!
- Direct contact to technical staff/researchers at sites
- Monitoring using Nagios
 - Flexible
 - Extendable by service-specific plug-ins

The Nagios logo, featuring the word "Nagios" in a bold, black, sans-serif font with a registered trademark symbol (®) to the upper right of the 's'. The 'N' is stylized with a horizontal bar.

How to visualise NorNet?

“Kontrollsenteret”



Overview:


NorNet Edge

- Motivation
- The NorNet Testbed
 - NorNet Core
 - NorNet Edge
- Research and Users
- Conclusion

The NorNet Edge Box: Ready for Deployment (1)

Box contents:


- Beagle Bone or Ufoboard embedded Linux system
- 4x USB UMTS:
 - Telenor, NetCom,
 - Network Norway, Tele2
- 1x ICE CDMA mobile broadband
- 1x Ethernet
- Power supplies
- Handbook



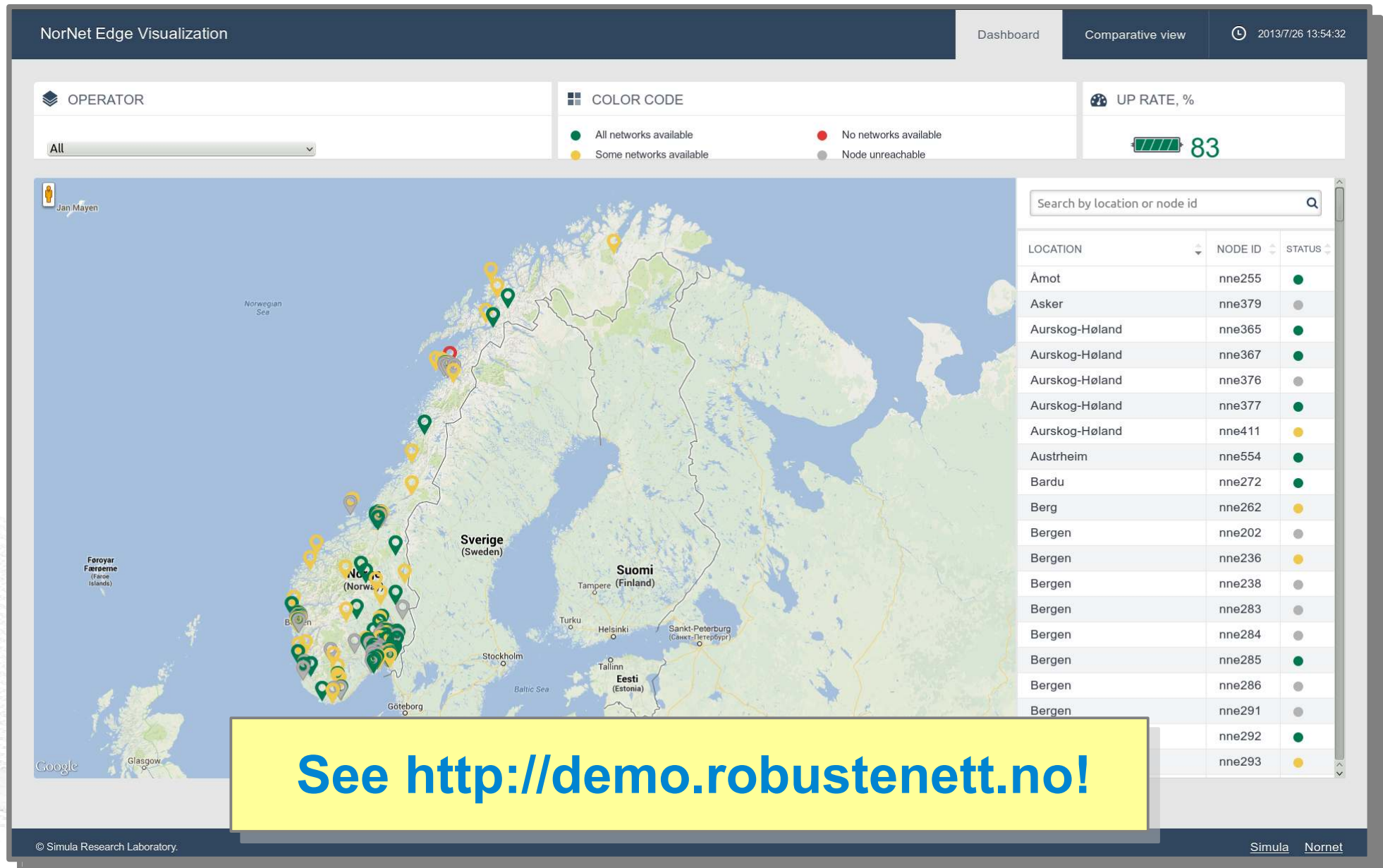
The NorNet Edge Box: Ready for Deployment (2)

Box contents:

- Ufoboard
embedded Linux system (3.11.x)
- **MPTCP (0.88)**
- 4x USB UMTS:
 - Telenor, NetCom,
 - Network Norway, Tele2



NorNet Edge Visualisation



Overview: Research

- Motivation
- The NorNet Testbed
 - NorNet Core
 - NorNet Edge
- Research and Users
- Conclusion

Research and Users

“The road to hell is paved with unused testbeds.”

[James P. G. Sterbenz]

- Of course, NorNet does **not** intend to be another unused testbed!
Goal: “NorNet wants to be a building block of the railroad to heaven.”
- NorNet will be open for all interested researchers!
 - Similar to *PlanetLab* ...
 - ... but with higher node availability and tighter monitoring
 - ... and, of course, **multi-homing** and **IPv6**
- **Particularly, it can also be used by CAIA/Swinburne University!**

Just talk with us about the details!

Overview:

Conclusion

- Motivation
- The NorNet Testbed
 - NorNet Core
 - NorNet Edge
- Research and Users
- Conclusion

Conclusion and Future Work

- The NorNet testbed is progressing!
 - Initial deployment completed
 - Software setup already used for some experiments
- Future work:
 - Make more NorNet Core sites multi-homed (second and third ISP, IPv6)
 - Some additional sites
 - Improve and refine management software
 - Get more users

And, of course, do some research!

“NorNet wants to be a building block of
the railroad to heaven” ...



... and not be another unused testbed that paves the road to hell!

Any Questions?

N  RNET

Visit <https://www.nntb.no> for further information!